









# ምዕራፍ 1

## እስከ 9 ያሉ መቁጠሪያ ቁጥሮች






### 1.1 ከ1 እስከ 5 ያሉ የመቁጠሪያ ቁጥሮች እና ቅደም ተከተላቸው

#### መግቢያ

ቀጥለው ያሉት የምን የምን ምሥሎች ናቸው?

በብዛት የሚበልጠው በግራ በኩል ወይስ  
በቀኝ በኩል ያለው ነው?



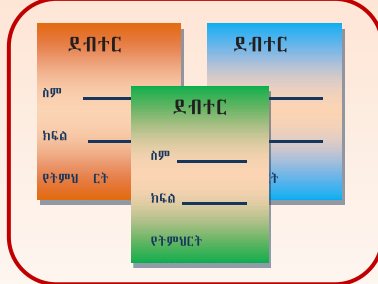


በምሥሉ ላይ የሚታዩት ምንድን ናቸው?  
ብዛታቸውስ?

ምሳሌ







ሁለት እርሳሶች



ሶስት ደብተሮች



አንድ የሒሳብ መፅሐፍ



# ከ1 እስከ 5 ያሉ የመቁጠሪያ ቁጥሮች

## መልመጃ



የሚከተሉትን ምሥሎች ከነብዛታቸው ግለፁ?

ምሳሌ



አንድ ቤት



አንድ አንበሳ





# ቁጥር 1ን ማንበብና መፃፍ



1 አንድ

1 1 1 1 1

በተለያዩ ቀለማት አጥቁሩ።

1 1 1 1 1

ነጠብጣቦቹን በማያያዝ አድምቁ።

1 1 1 1

1 1 1 1

ደጋግማቸው ፃፉ።

1 \_\_\_\_\_

# ቁጥር 2ን ማንበብና መጻፍ

## 2 ሁለት



የምስሎችን ብዛት ተናገሩ።

		
_____ ሎሚዎች	_____ ዳክዬዎች	_____ ፖስታ

ነጠብጣቦችን በማያያዝ አድምቁ።

2	2	2	2	2	2
---	---	---	---	---	---

2	2	2	2	2	2
---	---	---	---	---	---

በመደጋገም ጻፉ።

2	_____	_____	_____	_____	_____
---	-------	-------	-------	-------	-------




2	_____	_____	_____	_____	_____
---	-------	-------	-------	-------	-------

# ቁጥር 3ን ማንብብና መጻፍ

## 3 ሦስት



በምሥል የሚታዩትን ቁጠራ።

 _____ ልጆች	 _____ ጫጩቶች	 _____ ድመቶች
--	--	---

ነጠብጣቦችን በማያያዝ አድምቁ።

3	3	3	3	3	3
---	---	---	---	---	---

በመደጋገም ፃፉ።

3	3	_____	_____	_____	_____
---	---	-------	-------	-------	-------


3	_____	_____	_____	_____	_____
---	-------	-------	-------	-------	-------

# በመቁጠር ብዛትን መግለፅ


መልመጃ

ምሥራቹን በመቁጠር ብዛቱን በተሰጠው ክፍት ቦታ ላይ ጻፉ::


ምሳሌ



አንድ እንቁላል



ሁለት ብርቱካኖች




ሦስት ወፎች



አማራጾች



ሰዎች



ኳሶች



ጦጣዎች




# በመቁጠር ብዛትን መግለፅ


መልመጃ

የምሥሎችን ብዛት ከሥር በተሰጠው ባዶ ቦታ ግለፁ።


ምሳሌ



አራት አበባዎች



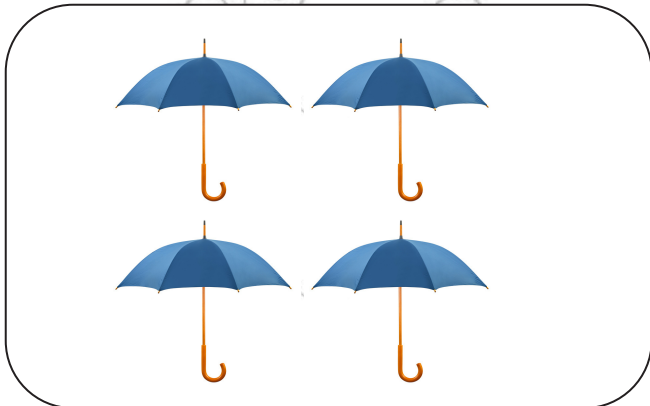
አምስት ጦጣዎች




አርሳሶች



የቡና ሲኒ



ጃንጥላዎች



ወሮች

# ቁጥር 4ን ማንበብና መፃፍ

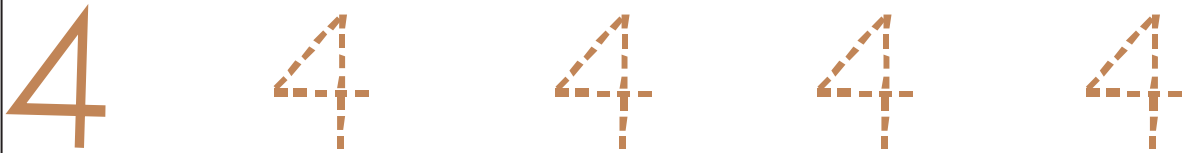

4 አራት



4 4 4 4

መልመጃ

ነጠብጣቦቹን በማያያዝ አድምቁ::



በመደጋገም ፃፉ::



# ቁጥር 5ን ማንበብና መፃፍ

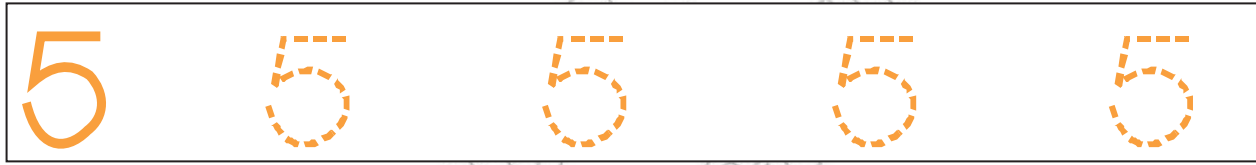
**5 አምስት**



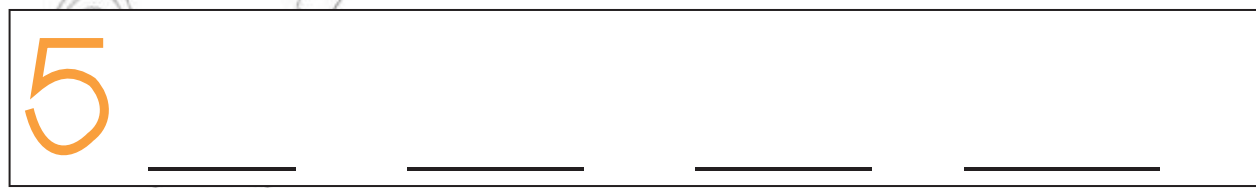

\_\_\_\_\_ ነጠብጣቦች      \_\_\_\_\_ አናናሶች      \_\_\_\_\_ ሎሚዎች

## መልመጃ

ነጠብጣቦችን በማያያዝ አድምቁ::




በመደጋገም ፃፉ::



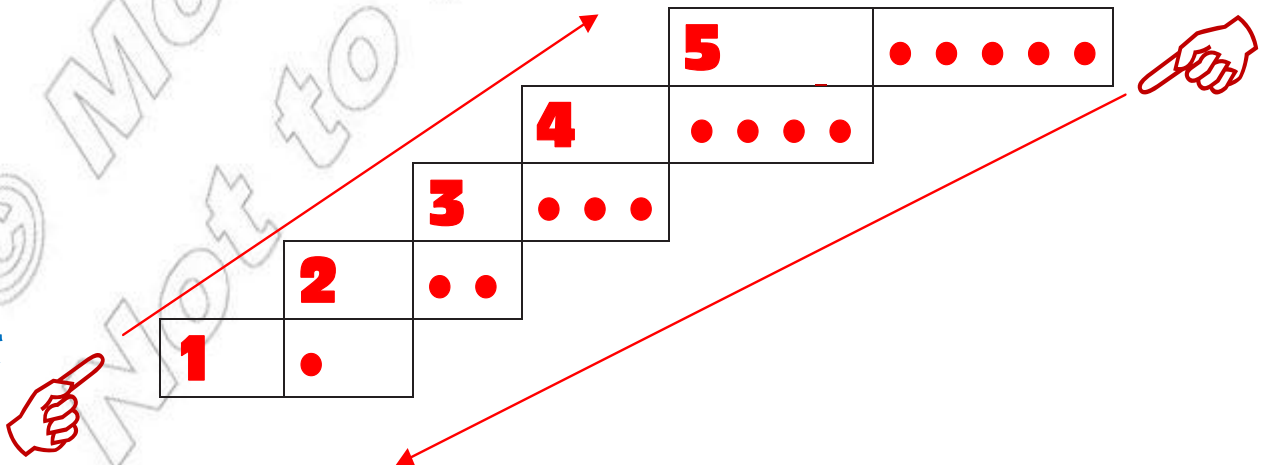
መልመጃ

አንብቡ

	አንድ	1
	ሁለት	2
	ሶስት	3
	አራት	4
	አምስት	5

ከዚህ በመጀመር ወደ ታች አንብቡ

ከዚህ በመጀመር ወደ ላይ አንብቡ










የምሥሎችን ብዛት በቁጥር ያሩ።


ምሳሌ



4



በተሰጠው ምሳሌ መሠረት ነጥቦችን በሳጥኑ ውስጥ አሳዩ።

ምሳሌ		
-----	---	--

ሀ) 

ሐ) 

ሰ) 

መ) 

የትኛው ስብስብ ጥቂት ኳሶች አሉት?

የትኛው ስብስብ ብዙ ኳሶች አሉት?




1




2




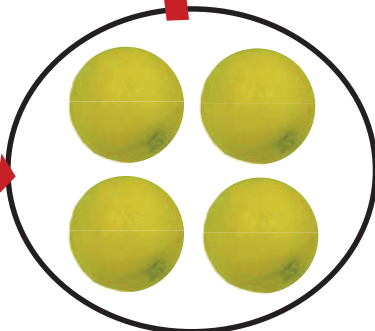

3



እዚህ ቦታ ላይ የሚገባው ከህ እና ከለ የትኛው ምስል ነው?



(ሀ)



(ሰ)

**መልመጃ**

በምሳሌው መሠረት የጉደለውን ቁጥር በሳጥኑ ውስጥ ዳፍ።

<b>ምሳሌ</b>	1		3	4		1	2	3	4
------------	---	--	---	---	--	---	---	---	---

ሀ) 

1		3
---	--	---

ሰ) 

3		5
---	--	---

ሐ) 

	3	4
--	---	---

መ) 

	2	3
--	---	---

ሠ) 

1	2		4
---	---	--	---



ረ) 

2	3		5
---	---	--	---

**አሀዞችን ማወዳደር**





**1. ያንሳል**

**አስተውሉ < የያንሣል ምልክት ነው።**

<b>ምሳሌ</b>	 1 ኳስ		 3 ኳሶች
			1 < 3



**መልመጃ**

በምሳሌው መሰረት የምስሎቹን ብዛት አወዳድሩ።

<b>ሀ)</b>	 4 ጠጠሮች		 5 ጠጠሮች
		4 _____ 5	
<b>ሰ)</b>	 2 አናብስት		 3 አናብስት
		2 _____ 3	







## 2. ይበልጣል

አስተውሉ > የይበልጣል ምልክት ነው።

ምሳሌ	 <p>5 ድመቶች</p>	 <p>2 ድመቶች</p>
	$5 > 2$	



### መልመጃ

በምሳሌው መሰረት የምስሎቹን ብዛት አወዳድሩ።

ሀ)		
	$2 \underline{\quad} 1$	
ለ)		
	$5 \underline{\quad} 3$	
ሐ)		
	$4 \underline{\quad} 1$	

## 3. እኩል





አስተውሉ = የእኩል ይሆናል ምልክት ነው።

ምሳሌ	 <p>2 መፅሐፎች</p>	 <p>2 መፅሐፎች</p>
	$2 = 2$	



መልመጃ

በምሳሌው መሰረት ሥሩ።

<p>ሀ)</p>  <p>3 እርሳሶች</p>	 <p>3 እርሳሶች</p> <p>3 _____ 3</p>
<p>ለ)</p>  <p>4 የሜዳ አህዬች</p>	 <p>4 የሜዳ አህዬች</p> <p>4 _____ 4</p>

መልመጃ

አሃዞችን በማወዳደር ክፍት ቦታውን በተገቢው ምልክት ሙሉ።


<b>ምሳሌ</b>	1 _____ 3	1 < 3
	2 _____ 1	2 > 1
	4 _____ 5	4 < 5
	3 _____ 3	3 = 3

ሀ) 3 _____ 2	1 _____ 1	3 _____ 5
4 _____ 1	4 _____ 3	3 _____ 4

ለ) 5 _____ 5	5 _____ 2	1 _____ 5
3 _____ 3	5 _____ 4	4 _____ 4

# 1.2 ከ 6 እስከ 9 ያሉ መቁጠሪያ ቁጥሮች

## 6 ስድስት



### መልመጃ

ሀ. በእያንዳንዱ ሳጥን ውስጥ ያሉት ምሥሎች ብዛት ስንት ነው?


ለ. ነጠብጣቦቹን በማያያዝ አድምቁ::

6								
---	--	--	--	--	--	--	--	--

ሐ. የምስሎቹን ብዛት በሳጥኑ ውስጥ ጻፍ::

<input type="text"/>	<input type="text"/>	<input type="text"/>
----------------------	----------------------	----------------------

መ. በተለያዩ ቀለማት ቀቡ።



ሰ. በምሳሌው መሰረት ስሩ

ምሳሌ

2	3		5	6
---	---	--	---	---

2	3	4	5	6
---	---	---	---	---

3	4		6
---	---	--	---

3		5	6
---	--	---	---

1		3	4
---	--	---	---







2		4	
---	--	---	--







2	3		5
---	---	--	---

2		4	
---	--	---	--


1		3		5	
---	--	---	--	---	--

ፈ. በምሳሌው መሠረት የ < ; > እና = ምልክቶችን በመጠቀም ትክክለኛውን ምልክት በባዶ ቦታው መሉ።

					
1	<	4	6	>	5
6		=	6		6


					
6	_____	3	1	_____	5
6	_____	6	_____	6	_____

# 7 ሰባት



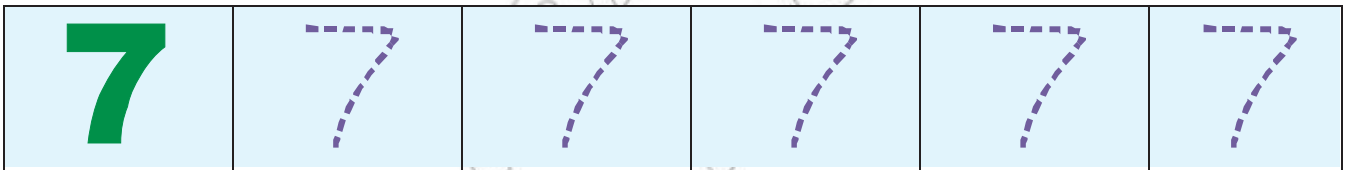
## መልመጃ ሀ

በምስሉ ላይ ስንት እርሳሶች ይታያሉ?



በምስል ሲቀመጥ	በቁጥር ሲጻፍ	በፊደል ሲጻፍ
	_____	_____

## መልመጃ ለ

ነጠብጣቦችን በማያያዝ አድምቁ።




አስመስላችሁ ጻፏ።

	_____	_____	_____	_____	_____
	_____	_____	_____	_____	_____



# 8 ስምንት



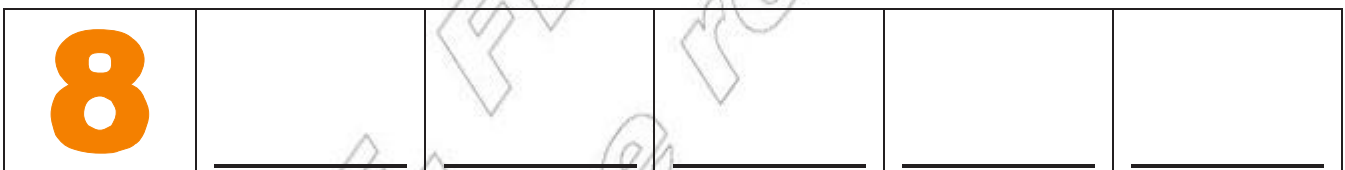
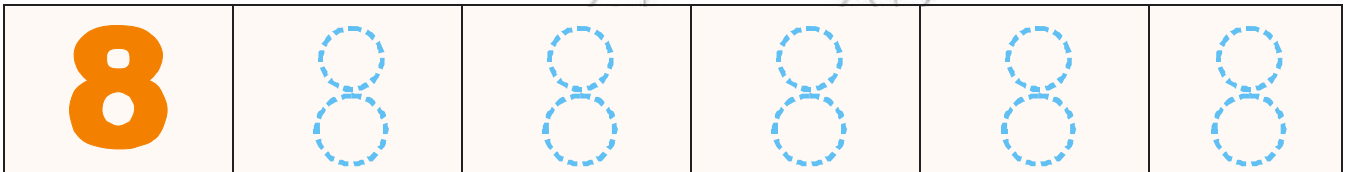
## መልመጃ

ሀ. በምስሉ ላይ ስንት መኪናዎች አሉ?

ለ. ድምፃችሁን ከፍ አድርጎችሁ አምስት ጊዜ በመደጋገም ስምንት በሉ።

ሐ. የተሰጡትን ምሥሎች በመቁጠር ብዛታቸውን ከግርጌ ዓፏ።


መ. ነጠብጣቦቹን በማያያዝ አድምቁ።



ሠ. የተለያዩ ቀለሞችን በክፍት ቦታው መሉ።




ረ. ምስሎቹን በመቁጠር ብዛቱን ከግርጌው ጻፏ።


# 9 ዘጠኝ

## መልመጃ

ሀ. በምስሉ ላይ ስንት ልጆች አሉ?

በምስል ሲቀመጥ	በቁጥር ሲጻፍ	በፊደል ሲጻፍ
	9	ዘጠኝ

ለ. ድምፃችሁን ከፍ አድርጋችሁ ስምስት ጊዜ በመደጋገም ዘጠኝ በሉ።

9	9	9	9	9
---	---	---	---	---




ሐ. ነጠብጣቦችን በማደያዝ እና ደጋግማችሁ ጻፉ።

9	9	9	9	9	9
---	---	---	---	---	---

መ. የተለያዩ ቀለሞችን በክፍት ቦታው መሉ።

9	9	9	9	9	9
---	---	---	---	---	---

ሠ. ምስሎችን በመቁጠር ብዛቱን ከግርጌው ጻፉ።

**መልመጃ**

ሀ. ተስማሚውን ቁጥር በባዶው ቦታ በመጻፍ ቅደም ተከተሉን አሳዩ።

4	5	6		8	9			8	9	
	8		6		4			6	4	
	4		6					7	9	
2		4		6		8				
1	2	3		5		7			9	

**እስተውሉ** እስከ 9 ያሉ መቁጠሪያ ቁጥሮች ቅደም ተከተል ከትንሽ ወደ ትልቅ እንደሚከተለው ይሆናል።  
 1፣ 2፣ 3፣ 4፣ 5፣ 6፣ 7፣ 8 እና 9

ለ.  $9 < 7 =$  እና  $7 >$  ምልክቶች መካከል ትክክለኛውን በባዶ ቦታ መሉ።

$6 < 8$	$7 \underline{\hspace{1cm}} 9$
$6 < 9$	$7 \underline{\hspace{1cm}} 8$
$6 < 7$	$7 \underline{\hspace{1cm}} 6$
$6 < 7$	$7 \underline{\hspace{1cm}} 7$
$6 = 6$	$7 \underline{\hspace{1cm}} 5$

ሐ. በተሰጠው ክፍት ቦታ ደጋግግቶ ጻፍ።

1	_____	_____	_____	_____	_____
2	_____	_____	_____	_____	_____
3	_____	_____	_____	_____	_____
4	_____	_____	_____	_____	_____
5	_____	_____	_____	_____	_____
6	_____	_____	_____	_____	_____
7	_____	_____	_____	_____	_____
8	_____	_____	_____	_____	_____
9	_____	_____	_____	_____	_____

መ. አንብቡ

9	9	9	9	9
8	8	8	8	8
7	7	7	7	7
6	6	6	6	6
5	5	5	5	5
4	4	4	4	4
3	3	3	3	3
2	2	2	2	2
1	1	1	1	1

ሠ. በምሳሌው መሰረት ሥሩ።

- ምሳሌ የ 4 ቀዳሚ 3 ነው።  
 የ 4 ተከታይ 5 ነው።  
 የ \_\_\_\_\_ ቀዳሚ 4 ነው።  
 የ \_\_\_\_\_ ተከታይ 6 ነው።  
 የ \_\_\_\_\_ ቀዳሚ 7 ነው።  
 የ \_\_\_\_\_ ተከታይ 9 ነው።

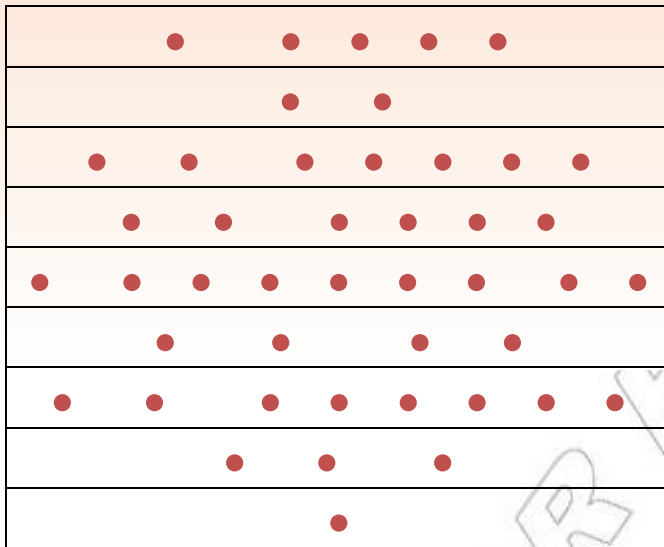
**አስተውሉ**  $1 < 2$  ፣  $2 < 3$  ፣  $3 < 4$  ፣  $4 < 5$  ፣  $5 < 6$  ፣  $6 < 7$  ፣  
 $7 < 8$  ፣  $8 < 9$

እንደዚሁም

$9 > 8$  ፣  $8 > 7$  ፣  $7 > 6$  ፣  $6 > 5$  ፣  $5 > 4$  ፣  $4 > 3$  ፣  $3 > 2$  ፣  $2 > 1$ ።

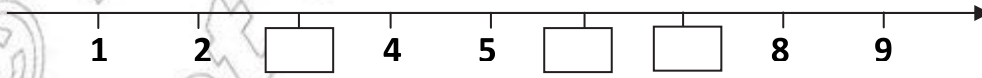

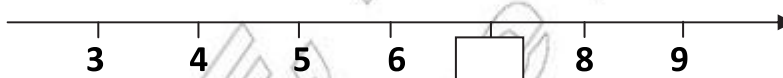
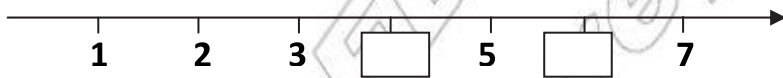
# የማጠቃለያ መልመጃ

1. ነጥቦች በመቁጠር ብዛቱን ከሚገልጸው ቁጥር ጋር አዛምዱ።



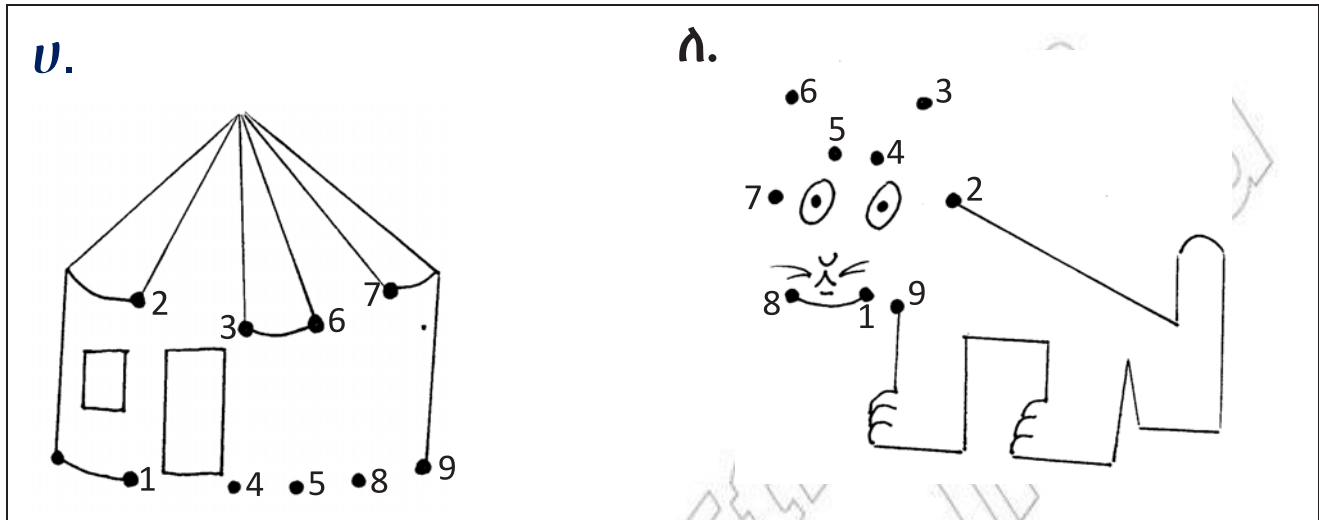
8
4
3
1
5
6
9
7
2

2. ባደውን ሣጥን በትክክለኛው ቁጥር ሙሉ።



## የቁጥር ጫወታ

3. ከ 1 እስከ 9 ያሉትን ቁጥሮች በቅደም ተከተል በማያያዝ የተገኘውን ምስል ቀቡ።



© MOE, FDR ELL  
 Not to be reproduced