


UNIT 10: WHO LIVES IN THIS HOUSE?

LESSON ONE

Directions: Point to the pictures of each house. Talk about the pictures. Point to the house that looks like yours. Talk about your house. Draw your house.



Vocabulary: Houses					
house	condominium		apartment		
Vocabulary: Shapes					
oblong	square		round		
Vocabulary: Roof					
earth	thatched		tin		
Vocabulary: Materials					
wood	mud	straw	stone	concrete	brick

Directions: Listen and follow the words as your teacher reads “Houses in Ethiopia.”

Houses in Ethiopia

Houses can be round, square or oblong. They can be made of mud, straw, wood, brick or stone. They can have thatched, tin or earth roofs. What is your house like?

In cities and towns some houses are made of concrete. There are large buildings called condominiums. Many families live in one building. Their homes are called apartments. Have you seen a condominium? Do you live in an apartment?

LESSON TWO

Vocabulary: Household Objects				
bed	blanket	bowl	broom	
chair	clothes	cooking fire	pans	
pillow	sink	soap	sponge	towel

Directions: Listen to the story, “Uncle Debebe’s House,” and point to the objects named.



Uncle Debebe's House

Desta and Adanech go to Addis Ababa with their family. They visit their Uncle Debebe. They go to Uncle Debebe's condominium. Uncle Debebe stands at the door of the condominium and says, "Good afternoon."


Debebe's son, Assefa, has a broom. He sweeps the kitchen floor. Debebe mends a bowl. Then he uses a sponge to clean the bowl.

Assefa's mother cooks in the kitchen. She makes noise with the pan as she cooks. She tells the children to wash their hands. They wash their hands with soap at the sink. They dry them with a towel before they sit down to eat. They will eat soon. The families talk and laugh. They have fun together.

Desta and Adanech's mother put Desta and Adanech's clothes in the bedroom. There are a blanket and a pillow on the bed.

LESSON THREE

Vocabulary: Household Words			
rooms	kitchen	bedroom	bathroom
Vocabulary: Actions			
sleep	wash	cook	
Vocabulary: Comparison			
same/different			



LESSON FOUR

Vocabulary: Household Objects

food

plates

spoons

cups

jug

Vocabulary: Action Words


work

play

dress

live

three room house



one room house

Directions: Copy the gap activity into your exercise book. Write the words from the Word Bank in the correct list.

Gaps		
In the Kitchen	In the Bedroom	In the Bathroom
1. _____	1. _____	1. _____
2. _____	2. _____	2. _____
3. _____		3. _____
4. _____		

Word Bank		
blanket	towel	sponge
broom	pans	soap
bowl	bed	sink

LESSON FIVE

Vocabulary: Action Words				
sweep	wash	dress	sleep	
Vocabulary: Comparison Words				
big/small	hot/cold	clean/dirty	wet/dry	fat/thin

Directions: Look at the pictures as your teacher explains describing words.



big/small



wet/dry



hot/cold



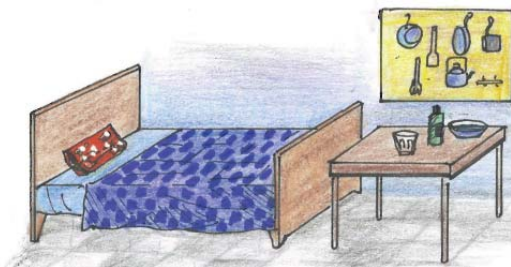


clean/dirty



fat/thin

LESSON SIX

Directions: Find the objects that do not belong in each room. Name the objects using the language patterns: There is a/an _____. The _____ belongs in the _____.



LESSON SEVEN

Directions: Play the Inside/Outside game.

LESSON EIGHT

Directions: Predict what the story, “Ahmed and Jemal,” is about.

Ahmed and Jemal

It is Saturday. The day is sunny and warm. Ahmed and Jemal help their mother and father. Ahmed sweeps the floor and Jemal washes the pots. The two children go outside. They see a cat. It sleeps in the compound. Ahmed and Jemal pet the cat. Ahmed says, “Jemal, do you want to sing a song?” Jemal answers, “No, let’s play in the compound. We can run to the gate. We can go fast.”

Father calls, “Hey, you two! There are beans in the garden. Play in the yard after you sort the beans.” Ahmed and Jemal run to the garden. They sort the

beans. They take them inside the house.
Mother cooks them in the kitchen, and
they play in the compound.

Directions: Look at the sentences and
match them to the pictures below. Write
the sentences in your exercise book in the
order that they happen in the story.

Ahmed and Jemal sort the beans.

Ahmed and Jemal pet the cat.

Ahmed sweeps the floor, and Jemal
washes the pots.

Mother cooks them in the kitchen.





LESSON NINE

Directions: Listen as your teacher introduces the vocabulary words for “The Baby Bird.”

Vocabulary: Action Words					
leave	obey	hunt	hears	walk	fly
Vocabulary: Animals' Homes					
fox/hole			bird/nest		
monkey/tree			snake/rock		
Vocabulary: Other Words					
parents	sound			thorn	

Directions: Listen and follow the words as your teacher reads the story, “The Baby Bird,” out loud.

The Baby Bird

This is a story of a bird family. The mother bird asks the baby bird to stay in the nest while she and father bird go hunting for food.

Baby bird does not obey and leaves the nest to look for its parents. It walks for a long time and does not find its parents. Finally, it starts to walk back home.

It walks and walks and cannot find its nest. It comes to a snake near a rock. The baby bird says, "This is not my home." It walks on and comes to a bat in a cave. It says, "This is not my home." It walks on and comes to a fox in a hole. Baby bird says, "This is not my home." It walks on. It comes to a monkey in a tree. It says, "This is not my home." It walks on. The baby bird comes to a goat in a field. It says, "This is not my home." The baby bird is very tired but it walks on.

Finally, it hears a beautiful sound. It is the sound of the mother bird calling it home. Baby bird follows the sound and flies up to its nest. Baby bird says, “This is my home!”

Directions: Listen to the story again,
Write the number of the pictures in the correct order.

It comes to a snake near a rock.
The baby bird leaves the nest to look for its parents.
It sees a fox in a hole.
This is the story of a bird family.
It comes to a goat in a field.
It comes to a monkey in a tree.

1



2



3



4



5



6



LESSON TEN

Directions: Guess the words as your teacher writes letters on the chalkboard. Then mime the action words.

Word Bank: Action Words			
hear	eat	sweep	walk
cook	sleep	drink	wash

Directions: Unscramble the words. Write them in your exercise book.

Scrambled Words					
deb	etlab	etknihc	psao	obmrode	omorb

LESSON ELEVEN

Directions: Talk to a partner about one of the houses in Unit 10, Lesson Four. Use words from the Word Bank.

Word Bank		
house	rooms	wash
clothes	pans	table
bed	broom	door

LESSON TWELVE

Directions: Look at the different types of houses in Unit 10, Lesson One. With your group describe the houses.