











UNIT 3: WHAT COLOUR IS YOUR BAG?

LESSON ONE

Directions: Listen to the names of the colours in the Colour Chart. Point to and say the name of the colour after your teacher says it.

Colour Chart

				
red	blue	green	yellow	orange
				
brown	purple	black	pink	white

LESSON TWO

Directions: Use the following language pattern to say an object belongs to someone.

Example: This bag belongs to me.

LESSON THREE

Directions: Find a small object to bring to school tomorrow. You will name and tell the colour of the object.

LESSON FOUR

Directions: Write the lower case (small) letters a to z in your exercise book.

a	b	c	d	e	f
g	h	i	j	k	l
m	n	o	p	q	r
s	t	u	v	w	x
y	z				

Directions: Point to the letters as you perform the chant.

Black

b-l-a-c-k, black.

b-l-a-c-k, black.

I can spell black.



I can spell black.

The cat is black.

The bat is black.

b-l-a-c-k, black.

b-l-a-c-k, black.



LESSON FIVE

Directions: Use a number or number word from the box in your sentence about objects.

Number Words and Numbers	
one 1	six 6
two 2	seven 7
three 3	eight 8
four 4	nine 9
five 5	ten 10

Directions: Look at the pictures and the words. Read them as you say them out loud.




socks



boots



hat



sandals



scarf



blouse

LESSON SIX

Directions: Look at the pictures. Write T in your exercise book if the sentence is true and F if it is false.


The girl's dress is pink.



Buchi the dog has brown and white hair.




The boys by the lake are wearing brown trousers



The woman and her child are both wearing yellow clothing.



The students in the class are wearing red sweaters.



LESSON SEVEN

Directions: In your exercise book write the names and colours of the objects your teacher shows you.

LESSON EIGHT

Directions: In your exercise book draw the Ethiopian flag. Write a sentence about it.

LESSON NINE

Directions: Make five addition and five subtraction problems. Write them in your exercise book.

LESSON TEN

Directions: Sing the “Ways to Say Goodbye” song with your teacher.

LESSON ELEVEN

Where's My Cat?

Ayantü has a new cat. Her cat is black and white and is named Adi. Adi is a very playful cat that loves to explore outdoors.



Ayantü can't find her cat today. Adi is lost. She looks and looks for her cat. Is Adi under the green tree? No, the brown goat is under the green tree. Is Adi near the tall green grass? No, the blue bird is near the tall green grass.



Ayantü calls for Adi. She hears it purr. She looks up. "There's Adi! There's my Adi. My cat is up in the green tree."



LESSON TWELVE

Directions: Copy the sentences into your exercise book. Fill in the gaps with the words in the Word Bank.

Gaps

1. A banana is _____.
2. Coffee is _____.
3. The sky is _____.
4. The grass is _____.
5. Milk is _____.
6. The Ethiopian flag is _____, _____, and _____.

Word Bank		
blue	green	yellow
white	red	black