



UNIT 5: MY FATHER LOOKS AFTER THE CHILDREN

LESSON ONE

Activity

Directions: Listen as your teacher explains each picture.



LESSON TWO



Activity 1

Directions: In a small group describe the families in the pictures in Lesson One. Talk about different kinds of families

Activity 2

Directions: Study the pictures as your teacher reads the passage, “My Family – Your Family,” out loud.

My Family – Your Family



LESSON THREE

Activity 1

Directions: Take turns with a partner to ask and answer the questions below.

1. Do you have any brothers?
2. How many brothers do you have?
3. Do you have any sisters?
4. How many sisters do you have?
5. Do you have grandparents?
6. Do you live with your grandparents?
7. How many grandparents do you have?

Activity 2

Directions: Answer the questions below in your exercise book. Use complete sentences.

1. Where does your grandmother live?
2. How old is your sister?
3. Do you write with a pencil?
4. Can your father drive a car?

Activity 3

Directions: Read the answers below. In your exercise book write a question for each pair of answers.

1. Yes, I do walk to school.
No, I don't walk to school.
2. Yes, I help my mother cook.
No, I don't help my mother cook.
3. No, I can't keep a ball on my nose.
Yes, I can keep a ball on my nose.
4. No, I am not hungry.
Yes, I am hungry.
5. Yes, I live with my parents.
No, I don't live with my parents.

Activity 4

Directions: Read the passage and write two questions about it in your exercise book. Your partner will answer the questions.

Haile Works Hard for His family

Haile is 37 years old. His wife and children live in Addis Ababa. His son, Nahom, is 13 years old. Haile and his wife have two daughters. Bezawit is 12 years old. Ababa is ten years old. Haile works so he can take care of his family.

LESSON FOUR

Activity I

Directions: Read the conversation silently as your teacher reads it out loud.

Mr. Ongaye	Hello, Kayitu. How are you? I would like to meet your family.
Kayitu	Hello, Mr. Ongaye. I'm fine. This is my father. His name is Alambo Kayaye. Father, this is my teacher, Mr. Ongaye.
Father	Hello, Mr. Ongaye. I am pleased to meet you. This is my wife, Shure Obse.
Mother	Hello, Mr. Ongaye. It is nice to meet you. This is Kayitu's grandmother, Hanna Ashango.
Grandmother	Hello, Mr. Ongaye. We are glad to meet you. Kayitu, can you introduce your brother and sister to Mr. Ongaye?
Kayitu	Yes, I can. Mr. Ongaye, this is my brother Salfore and my sister Marta.
Salfore	Hello, Mr. Ongaye. It is nice to meet you.
Marta	Hello, Mr. Ongaye. I am pleased to meet you.
Mr. Ongaye	I am pleased to meet you, too. Thank you for having me in your home.

Activity 2

Directions: Work in a small group. Follow the directions below.

1. Open your exercise book to a blank page.
2. Draw a simple map of the area in which your school is.
3. Draw a circle to show where your school is on the map.
4. Draw a square to show where each of your houses is on the map.
5. Draw stick figures to show the family members you live with.
6. Introduce yourself and your family members to other groups.





LESSON FIVE



Activity I

Directions: This is a family tree. Listen to your teacher explain how a family tree shows family relations.

My Father's Family

My Father's Father	My Father's Mother
	
These are my grandparents.	







My Mother's Family

My Mother's Father	My Mother's Mother
	
These are my grandparents.	

My Father's Family

My Mother's Family

These are my grandparents' children.
They are my parents and my uncles and aunts.

Uncle	Father	Aunt	Uncle	Mother	Aunt
					

My Family

My father		My mother	
My brothers and sisters and me			
Brothers?	Me	Sisters?	

Activity 2

Directions: Copy the sentences that describe your family.

1. I live with both of my parents.
2. My father looks after the children.
3. My mother looks after the children.
4. I don't live with my parents.
5. I live with my uncle/aunt.
6. I live with my grandmother/grandfather.
7. I have a brother/sister.
8. I don't have a brother/sister.
9. I have (two/three/_____) brothers/sisters.
10. My family members are _____, _____ and me.

LESSON SIX

Activity 1

Directions: Help your teacher fill in a family tree.

Activity 2

Directions: Draw your family tree. Copy the outline and fill in information about your family. Show the following relatives:

your grandparents

your parents, uncles and aunts

your brothers, your sisters and yourself.

Activity 3

Directions: Write two sentences about your family tree.

LESSON SEVEN

Activity 1

Directions: Silently read the story, “My Aunt Looks after the Children.”

My Aunt Looks after the Children – Part One

My name is Bakombi. My siblings and I don't live with our parents. My father's sibling takes care of us. She is our aunt. Her name is Akeyi Kedira. She works at the clinic in Assosa. She is a doctor.

Our aunt tells us it is important for us to take care of each other. I have one older sibling, my brother, Muhamed. I have two younger siblings, my sisters, Samira and Datsetsi.

Our aunt calls Samira and Datsetsi the smartest and most beautiful girls in Assosa. Muhamed and I think that we boys are the best football players!

Activity 2

Directions: Work in a group and retell the story to each other.

Activity 3

Directions: Copy the sentences below into your exercise book. Choose the correct word from the Word Bank to complete each sentence.

1. Muhamed, Samira, and Datsetsi are Bakombi's _____.
2. Samira and Datsetsi are _____.
3. Muhamed is Samira's _____.
4. Akeyi Kedira is Datsetsi's _____.

Word Bank – Family Members				
brother	sisters	siblings	mother	aunt

LESSON EIGHT

Activity

Directions: Write four sentences about your family like the model on the chalkboard.

LESSON NINE

Activity I

Directions: Read the story, “My Aunt looks After the Children– Part Two,” silently as your teacher reads it out loud.

My Aunt Looks After the Children – Part Two

My aunt wants my siblings and me to know about our family. She tells us about her father and mother. They are our grandparents. Their names are Wokchaya and Agatoka. They are farmers, but they don't work on the farm now. They are very old. They live in our compound now. Our aunt tells us that our grandparents want everyone to work hard to make a good life for themselves. Our aunt works very hard at the clinic.

My aunt also tells us about her brother, Bagizi. Bagizi is our father. He is a police officer. He works very hard. He does not live in our compound. He lives in Addis Ababa. Our mother does not live in our compound. Her parents live in America now, and our mother works in an Ethiopian restaurant in America. Our mother's name is Bogetse. Her parents are also our grandparents. Their names are Babekeya and Shaketse.

We tell our aunt that we will work hard in school. We want to have a good life for ourselves too.

Activity 2

Directions: Decide whether each sentence about the story is true or false. Make each false sentence true, and write these sentences in your exercise book.

1. Bakombi's grandparents live in the compound.
2. Bakombi's uncle takes care of the children.
3. Bakombi's aunt has a sister.
4. Bakombi's mother lives in America.
5. Bakombi's father is a police officer.

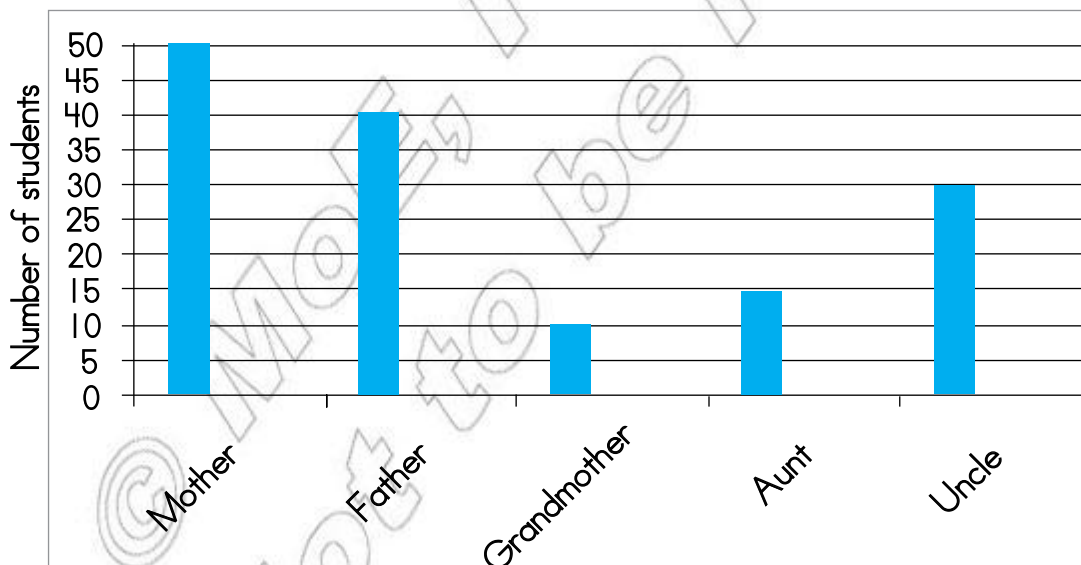
LESSON TEN

Activity 1

Directions: Study the bar graph below. Tell your group one fact you understand from reading the graph.


Example: 30 students live with their uncle.

With Whom Do You Live?



Activity 2

Directions: Get information from your small group about the number of their siblings. Draw a bar graph to show the total number of brothers and sisters of the students in your group. Use the following outline.



LESSON ELEVEN

Activity 1

Directions: Read the poem, “Hewan’s Family.”

Hewan’s Family

My name is Hewan.
I’m from a family of seven.
I have two parents, one sister and three brothers.
We care so much for one another.

My father and mother care for us.
They help us, feed us and teach us.
And we never hear them complain or fuss.
My siblings and I have clothes and food.
Our parents like us to be in a good mood.

Since I am the oldest I always help out.
I work hard and I never shout.
My favourite job is sweeping the floors.
My brothers and sister help clean and do chores.

I love my family and they love me.
It’s very obvious; can’t you see?

Activity 2

Directions: In your exercise book write three sentences about how your family members help one another.

LESSON TWELVE

Activity I

Directions: Read the first three funny sentences out loud to a partner as quickly as you can. Make up three more funny sentences about family members. Each word in a sentence must start with the same letter. Use words from the Word Bank or your own words.


1. Grandma Gabra grows green guavas.
2. Father Fisseha finds fishing fun.
3. Sister Shewit sells six silk scarves.
4. Brother _____.
5. Cousin _____.
6. Mother _____.

Word Bank			
Berhanu	many	mats	coffee
baskets	counts	big	buys
Muna	makes	Chaltu	cups

Activity 2

Directions: Copy the puzzle into your exercise book. Then write the answers in the boxes of the puzzle. Use the clues given.

Family Members



Clues Across	Clues Down
2. My female sibling is my _____.	1. My mother's mother is my _____.
5. My father's father is my _____.	3. My male sibling is my _____.
	4. My father's brother is my _____.
	6. My mother's sister is my _____.

LESSON THIRTEEN

Activity I

Directions: Silently read “Hasan’s Family.” In your exercise book copy the sentences below and fill in the gaps with information from the story.

Hasan’s Family

My name is Hasan Kadar. I am nine years old. I live with my father and my brother and sister. My father’s name is Kadar Suleman. My sister’s name is Fatuma. My brother’s name is Guled. We live in Jijiga.

1. _____ is telling about his family.
2. The family lives in _____.
3. There are _____ family members.
4. Hasan lives with his _____, his _____ and his _____.
5. Hasan’s _____ takes care of the children.

Activity 2

Directions: Copy the puzzle below into your exercise book. Find the words hidden inside the puzzle and circle each one. Use the Word Bank.

Word Search

G	F	W	R	R	Q	M	J	U	B	L
R	B	G	E	E	G	O	P	L	O	D
A	R	K	T	H	N	T	J	N	F	C
N	O	Q	S	T	D	H	R	W	E	R
D	T	E	I	O	A	E	U	G	E	H
F	H	L	S	M	T	R	R	H	O	O
A	E	C	T	D	W	F	T	N	U	A
T	R	N	Y	N	H	A	I	U	A	Q
H	B	U	M	A	F	M	N	L	C	F
E	I	O	A	R	N	T	S	G	X	T
R	R	C	C	G	H	V	X	S	N	J

Word Bank – Family Members

aunt	sister	brother	uncle
father	grandfather	grandmother	mother