


Objective


In this unit, you will talk about your future predictions.

A Listening and speaking**LESSON ONE****Activity**


Study the pictures with your partner. Talk about what the people in the pictures are doing. Answer the questions that follow.



(a)



(b)



(c)



(d)

1. What are the people in the pictures doing?
2. What are their professions?
3. What job do you want to do in future?

LESSON TWO

My future job!

Activity

In groups of five, talk about the job you would like to do in the future. Why would you like to do that job?

EXERCISE 1: Your teacher will read to you a short story regarding careers. Listen carefully and in your exercise book answer the following questions.

1. Give another word that means **career**.
2. Which job did the writer choose to do?

EXERCISE 2: Your teacher will tell you titles for professionals in different occupations. Listen carefully. Write down the tools that the workers use to do their work. Do the work in your exercise book.

Example:

Nurse - thermometer

EXERCISE 3: Find out what the following people do.

Example: A plumber repairs water pipes.

plumber	sells home groceries
fish monger	draws building plans
pilot	teaches university students
shoeshine boy	sells fish
doctor	repairs water pipes
lawyer	repairs engines
member of parliament	sells small items from door to door
lecturer	shines shoes
grocer	discusses issues in parliament
architect	treats patients
engineer	defends people in court
hawker	flies planes

LESSON THREE

Grammar Practice: Adjectives

Activity

Get in groups of five. Find words to describe your school, village, town and city. Write the sentences in your exercise book.

Examples:

Our school is **good**.

Our village is **small**.

The town is **populated**.

The city is well **maintained**.

Revise the adjectives.

Example:

I would like our country to be **richer**.

good - better

sad - sadder

small - smaller

slow - slower

tidy - tidier

lazy - lazier

neat - neater

beautiful - more beautiful

strong - stronger

hard working - more hard working

weak - weaker

dangerous - more dangerous

EXERCISE: Choose the correct word.

1. This tea tastes a bit _____. (strange / strangely)
2. I always feel _____ when the sun is shining. (happy / happily)
3. The children were playing _____ in the garden. (happy / happily)
4. You look _____. Are you alright? (terrible / terribly)
5. You answered the questions _____. (correct / correctly)

LESSON FOUR

Grammar Practice: Using I would like to...

Activity

Work in pairs. What would you like to be in the future? What do you like about the job you have chosen?

EXERCISE 1: Select what you would like to be in future and form sentences as shown in the example below. Write the sentences in your exercise book.

Example: What would you like to be in the future?
I would like to be a doctor in the future.

priest	director	prime minister
preacher	bank manager	minister
maid	mayor	farmer
matron	mayoress	coffee processor
patron	village chief	computer scientist
housewife	journalist	laboratory technician

EXERCISE 2: Form correct sentences from the table below. Write the sentences in your exercise book. Work with a partner.

I would like	our school	to	plant more trees.
	my parents		have tarmac roads.
	the plumber		grow more crops.
	the cattle keepers		find out what I am suffering from.
	the farmers		drive the car carefully.
	our town		enforce law and order.
	my doctor		repair the pipes properly.
	the driver		have more money.
	the police force		plant more trees.

LESSON FIVE

Comparatives

Activity

In a group of four, mention what people do and how they help society.

Example: Doctors treat patients. They help them live a healthy life.

EXERCISE 1: Write down what you would like to improve upon in your home. Select areas that you think are not well-looked after.

Example:

Habtome would like to have a large modern house.

Tejetu would like the village to be cleaner and safer.

EXERCISE 2: Form sensible sentences from the table below and write them in your exercise book.

Example:

I would like the roads to be **wider**.

I would like	Ethiopia Addis Ababa our people my village the town the farmers the hospital the school the church the mosque my parents the roads	to be	(rich). (healthy). (good). (clean). (spacious). (strong). (populated). (busy).. (expanded). (wider). (hard working). (small).
--------------	---	-------	--

Grammar highlight**Offering and inviting**

To offer or to invite, we use (*would you like...?*) and not (*do you like...?*)

→ *Would you like a cup of coffee? Yes, please.*

→ *Would you like to come to dinner tomorrow evening? Yes, I would like to.*

I'd like ... is a polite way of saying what you want.

LESSON SIX**Certainty and doubt**

There are some things we are sure of and those we are not quite sure of. Therefore when we are sure of them then we are **certain** but when we are not, we are **doubtful**.

Activity 1

Work in pairs. What activities are possible or impossible for your partner to do?

EXERCISE: Identify the possible answers to the questions in **A**. The answers are in **B**. Do the work in your exercise book.

A	B
1. Are you sure you will study up to the university?	Surely, I can.
2. Do you think you will be an engineer?	I think, I can make it.
3. Will you be able to win that court case?	May be, I will.
4. Do you believe our city will be a modern city by 2030?	I think, I will.
5. Will there be enough jobs for all Ethiopians by 2020?	I believe, it will be.
6. Do you think we shall be alive in the next century?	I hope, we shall.

Activity 2

In groups of three, talk about what you think your village/town will be like in the year 2050.

LESSON SEVEN

Compound sentences using: and

Activity 1

Compose pairs of separate sentences about what you will do in future.

Examples:

I shall complete my studies.

I shall get a job at the factory.

EXERCISE 1: Join the pairs of sentences using **and**. Write the answers in your exercise book.

Examples:

- 1 I will go to a secondary school.
I will go to the university.

I will go to a secondary school, and I will go to the University.

- 2 She will have to do a lot of practice.
She will win a gold medal.

She will have to do a lot of practice, and she will win a gold medal.

- 1 I will study very hard.
I will join the university.
- 2 We shall work very hard.
We shall get good jobs.
- 3 Gadissa will go to the village.
Gadissa will teach people about the environment.
- 4 She will go to the college.
She will qualify as a nurse.
- 5 I shall work in the bank when I grow up.
I shall assist my relatives.

EXERCISE 2: Write down ten sentences using **and** about your future plan. Do the work in your exercise book.

LESSON EIGHT

Using: *but*

Activity

With your partner, talk about why you fear doing certain jobs.

Example: I would like to be a nurse, but I fear treating cuts and wounds.

We use **but** to join two sentences that seem not to be agreeing with each other. Study the examples.

Examples:

1. The examination will be quite hard.

We shall all pass it .

The examination will be quite hard, **but** we shall all pass it.

2. I shall be a doctor after studies.

I shall not work outside my country.

I shall be a doctor after studies, **but** I shall not work outside my country.

EXERCISE 1: Talk to your partner about certain things you would like to do but you cannot for some reason.

EXERCISE 2: Join the sentences as shown in the examples above. Write down the answers in your exercise book.

1. I advised him to study law.
Hagose didn't take my advice.

2. I will pass and go to the training college.
I will study selected subjects.

3. I shall be a rich person.
I shall not stop working hard.

4. We shall be studying together.
We shall not be doing the same course.
5. She will join the school soon.
She will not be with her friends.
6. They will win the match.
They will not take the trophy.

LESSON NINE

Describing something using more than one adjective.

Activity

Take a look around your classroom. What words would you use to describe the objects and people in your classroom?

EXERCISE 1: Work in pairs, list down some words you have used to describe the objects.

Examples:

tiny small good large healthy heavy

Revise the words you use to describe nouns.

Examples:

- a) This will be a **large modern** school.
- b) We shall have a **better developed** country.

EXERCISE 2: Find some two adjectives that you can use to describe one noun. Write complete sentences in your exercise book.

Example 1:

A big blue box.

A large metallic container.

LESSON TEN

Poem

Activity

Work in groups of four or five. Tell your group what you want to do in the future.

EXERCISE: Recite the poem with your partner and answer the questions.

I will be a carpenter

I will be a carpenter and a **designer**
With two hands I will make a name
I will make great things out of wood
I will be a carpenter by **profession**
I will design sofa sets and cupboards
Wardrobes, frames and the like.
Out of Mahogany and Oak
Pine and Cypress
Something wonderful can be made
I will be proud of my work
I will beautify your house
I will use my skills to survive
I am proud, I will be a carpenter.

1. What will make the carpenter famous?
2. What will the carpenter use to make furniture?
3. What furniture is the carpenter planning to make?
4. What will make the carpenter proud?
5. What will you do in the future? Write a short paragraph in your exercise book.
6. Write another paragraph about other professions.

B Reading

LESSON ELEVEN

Comprehension

Pre-reading Activity: Form a group of three and discuss what you think your school will be like in the future. Write your ideas on a large piece of paper for presentation to the class.

EXERCISE 1: Read the passage and answer the questions about it in your exercise book.

What I hope the world will be like

Development around the world takes place at a very fast rate. We hope to see bigger changes in the next years. For example, our country in particular, will improve on its irrigation scheme so that there are more food crops grown hence reducing hunger.

I think that at international level, more **research** will be done on diseases like HIV/AIDS and cancer. It will be a great achievement for this **millennium** if a cure for these diseases is found.

I think that in the next 50 to 100 years, the world will be a changed place. There will be an increase in population in most countries of the world. This will create a lot of problems, the biggest problem being **unemployment**. This is already a problem in **various** countries. I think one of the solutions is to develop the agricultural sector in order to create more jobs.

I hope to see greater **improvement** in agriculture where farmers will no longer need to use hoes or animals to get their work done. I also hope to see more **development** in the transport sector with electric trains being used in almost all countries of the world.

More people will go to space and discover more about the other planets. There will be more **achievement** in the field of fashion. The designers of clothes will compete to produce the best designs. Even hair dressers will be working round the clock to discover better hair styles.

In the next 50 to 100 years, there will be a big improvement in the field of education. More people will be educated, there will be increased use of computers even in **elementary** schools. I am sure that with more changes in education, the world will be a better place to live in.

1. What is the writer's main idea?
2. According to the writer what things are likely to change?
3. What is likely to be the most important development?
4. Which development has interested you most?
5. Suggest other changes that you think the writer has not mentioned.
6. Do you think the changes are likely to happen?

EXERCISE 2: In groups of three, match the words in **A** with their meanings in **B**.

A

word

research
millennium
unemployment
various
improvement
achievement

B

meaning

many
development
joblessness
study
success
one thousand years

C Writing

LESSON TWELVE

Writing posters

Activity

In groups of three, design three posters showing how you think the world will be like in the future. Present the posters to your class.

Examples:

Poster 1

**THE DRUG
TO CURE
HIV/AIDS IS
NOW HERE**

Poster 2

**THIS IS 2020
A WORLD
FREE FROM
CHILD
LABOUR**

Poster 3

**CLEAN
WATER
FOR ALL
ETHIOPIANS**

LESSON THIRTEEN

Future goals

Activity

With a partner, talk about what you think your school will be like five years from now. Write what you think the school should do better.

EXERCISE: Write a prediction about what the weather will be like in the coming week.

Revision Exercises

A. Give the comparative form of the following in your exercise book.

Example:

High -higher

good _____

poor _____

hard _____

kind _____

near _____

obedient _____

ugly _____

far _____

bad _____

sad _____

happy _____

long _____

narrow _____

careful _____

deep _____

beautiful _____

sweet _____



B. Use comparative forms of the words in the brackets to complete the sentences below.

1. Mercato is _____ than many other markets in Addis Ababa. (large)
2. In Africa, _____ coffee is grown than many other crops . (many)
3. Air transport is _____ than road transport. (fast)
4. Traditional food is _____ than continental dishes in Ethiopia. (delicious)
5. Ras Dashen is _____ than Mt. Tulu Welel. (high)

C. Write about yourself.

1. These are my hobbies;
I like
2. These are the subjects I learn at school;
I like English,.....
3. These are the things I like to use;
Computer, knife,
4. These are the games I like to play;
Football,
5. These are the things I don't like doing;
.....
6. These are my favourite activities;
.....
7. When I grow up I will do the following;
.....
8. We can do the following to improve our village;
.....
9. These are the good things in our school;
.....